

AT&T Dedicated IP Services

Fax: (281) 664-5423

30 Knightsbridge, Piscataway NJ 08854

Email: ipapplication@ems.att.com

This document explains **AT&T's** IP network numbers assignment policy and provides the request form that needs to be completed in order to request such assignments from **AT&T Dedicated IP Services Customer Care**.

AT&T Dedicated IP Services Network Number Assignment Policy

AT&T Dedicated IP Services subscribes to and supports the ARIN allocation guidelines set forth in RFC2050. AT&T Dedicated IP Services will retain ownership of any IP addresses assigned to our customers. Customers disconnecting from **AT&T Dedicated IP Services** will be asked to return the IP addresses that have been assigned out of the **AT&T Dedicated IP Services** address space. A customer requesting a Class C network (**256 IP addresses**) and above or additional IP addresses, will need to supply detailed justification in support of its requirements (this includes a **network diagram and subnetting chart – page 4**) of all current IP address space in use. If the request is for additional IP Addresses, a network diagram and subnetting chart must include the current planned utilization for the request. AT&T IP address policy states an AT&T Dedicated IP Service Customer may qualify up to a **maximum of 32 class C (/19) networks**. Any Customer approaching **16 class C's (/20)** will receive a recommendation to begin the ARIN process to obtain their own address space. Customers that have reached the 32 class C (/19) maximum, allowed by AT&T, are required to apply with ARIN for additional address space. Customers with IP address space assigned/allocated directly by ARIN are required to apply with ARIN for additional space. Please use the following link <http://www.arin.net/reference/rfc/rfc2050.txt> for more information.

AT&T Dedicated IP Services IP Address Application Form

The following form is designed to assist in determining your network requirements. Until we have gathered and confirmed all the required information, we cannot complete your request. **For help completing this questionnaire please call 1-888-613-6330 Prompt 3, 2.**

<i>Company Name:</i>		<i>Date</i>	
<i>Circuit Loc. Address:</i>			
<i>City:</i>		<i>State:</i>	
		<i>Zip:</i>	



AT&T

Dedicated IP Services

IP Application Form

Company Telephone:					
Company Fax:					
Technical Contact:		ARIN HANDLE: (optional)			
Tech. Contact Address:					
Tech. Contact City:		State:		Zip:	
Tech. Contact Phone:					
Your Name:					
Your E-Mail Address:					

Request Information

Please Select One of the Following:

A) You are requesting **initial** IP addresses and **DO NOT** have existing IP addresses (required for /24, /23, /22, etc.)

B) You are requesting **initial** IP addresses and **DO** have existing IP addresses from another ISP and **NOT FROM The*ARIN** (The American Registry for Internet Numbers).

C) You are requesting **additional** IP addresses for an existing connection.

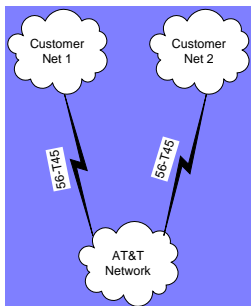
D) You are requesting **additional** IP addresses for a new additional connection.

* Customer with IP address assigned directly from The ARIN should request any additional IP addresses from The ARIN.

Please select the case that best describes your scenario:



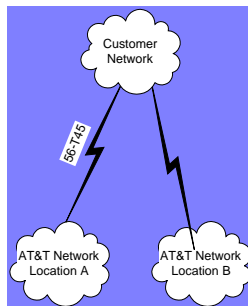
Case 1



Multiple independent "clouds" connected to A Single point on



Case 2



One or more independent "clouds" homed to multiple locations on the AT&T



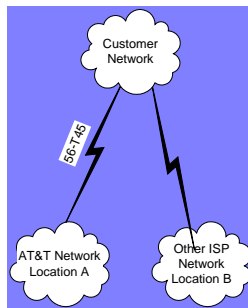
CASE 3



One Independent "cloud" connected to a single point on the AT&T Network



CASE 4



BGP IMPLEMENTATION

One or more independent "clouds" homed to multiple



AT&T

Dedicated IP Services

IP Application Form

How many hosts (i.e., PCs, Servers, etc. requiring public IP addresses) are on your network today?	<input type="text"/>	How many hosts will be on your network in 1 year?	<input type="text"/>
Do you have assigned IP addresses from the <u>ARIN (The American Registry for Internet Numbers)</u> ?		<input type="checkbox"/> Yes (see below) <input type="checkbox"/> No	
If Yes, list the IP block(s)?		<input type="text"/>	
Do you currently have assigned IP addresses from AT&T or other ISP (Internet Service Provider)?		<input type="checkbox"/> Yes (see below) <input type="checkbox"/> No	
If Yes, list the IP block(s)?		<input type="text"/>	
Do you need to renumber any existing hosts?		<input type="checkbox"/> Yes <input type="checkbox"/> No	
Are you using an Address Translation Device on your Network?		<input type="checkbox"/> Yes <input type="checkbox"/> No	
Are you an Internet Service Provider (<u>ISP</u>)?		<input type="checkbox"/> Yes <input type="checkbox"/> No	
Are you multi-homed to another ISP (e.g. UUNet, BBN, Sprint, etc.)?		<input type="checkbox"/> Yes <input type="checkbox"/> No	
Is there a DHCP server running on your Network?		<input type="checkbox"/> Yes <input type="checkbox"/> No	
Are you implementing RFC1918 (private address space within your network)?		<input type="checkbox"/> Yes <input type="checkbox"/> No	
Number of IP Addresses you are requesting <input type="text"/>			

List the **NPA-NXX (i.e., first 6 digits of telephone)** of the location where you expect to connect your Network to the internet: _____ - _____



SUBNETTING CHART

Copy the tables below as many times as you need.

Note: *If subnetting is not being used, reasons for not implementing subnetting are Required !*

IP Addresses (current or planned utilization)	SUBNET MASK (current or planned)	INITIAL # OF HOSTS	Expected # OF HOSTS IN A YEAR (Growth)	DESCRIPTION (Allocating Sites)
<i><u>If subnetting is not being used, reasons for not implementing subnetting are Required</u></i>				
Example: X.X.X.X (Currently used)	255.255.255.0	154	250	Headquarters, MO – Modem Pool
Example: X.X.X.X (Currently used)	255.255.255.240	10	13	Headquarters, MO – DMZ
Example: X.X.X.X (Currently used)	255.255.255.192	35	60	Accounting, NY – End Users
Example: 12.X.X.X (will be used)	255.255.255.128	90	120	Headquarters, MO – End Users



AT&T

Dedicated IP Services

IP Application Form

Include your LAN & WAN links

Indicate the subnet mask being used for each link.

(Please include a hand drawn network diagram or attach your Visio network diagram if one is available)

A large, empty rectangular box with a thin black border, intended for the user to draw a network diagram or attach a Visio diagram.



AT&T

Dedicated IP Services

IP Application Form

When Attaching a Visio Diagram, Please Make Sure the Version is 2002 or Earlier.

Thank You for Completing This Form.